

## INSTA PRO INSTA 16W 24V 0.7A

**Weidmüller Interface GmbH & Co. KG**  
 Klingenbergstraße 26  
 D-32758 Detmold  
 Germany  
 Fon: +49 5231 14-0  
 Fax: +49 5231 14-292083  
 www.weidmueller.com

Available from

 **BREWS**  
 BREWSSUPPLY.COM



The single-phase INSTA-POWER switching power supplies are characterised by a wide power spectrum, compact design and good value for money. They are suitable for temperature ranges from -25°C to +70°C, have international approvals and a wide voltage input range. This makes them suitable for a wide range of applications. This also includes signal and telecommunications systems as well as automation systems with a low power requirement up to 96 Watt.

### General ordering data

Type	PRO INSTA 16W 24V 0.7A
Order No.	<a href="#">2580180000</a>
Version	
GTIN (EAN)	4050118590913
Qty.	1 pc(s).

**INSTA**  
**PRO INSTA 16W 24V 0.7A**

**Weidmüller Interface GmbH & Co. KG**  
 Klingenbergstraße 26  
 D-32758 Detmold  
 Germany  
 Fon: +49 5231 14-0  
 Fax: +49 5231 14-292083  
 www.weidmueller.com

**Technical data**
**Dimensions and weights**

Width	22.5 mm	Width (inches)	0.886 inch
Height	90.5 mm	Height (inches)	3.563 inch
Depth	60 mm	Depth (inches)	2.362 inch
Net weight	82 g		

**Temperatures**

Operating temperature, max.	70 °C	Operating temperature, min.	-25 °C
Storage temperature, max.	85 °C	Storage temperature, min.	-40 °C
Operating temperature	-25 °C...70 °C	Storage temperature	-40 °C...85 °C

**Environmental Product Compliance**

REACH SVHC	Lead 7439-92-1
------------	----------------

**Input**

AC current consumption	0.25 A @ 230 V AC / 0.45 A @ 100 V AC	AC input voltage range	85...264 V AC (derating at 100 V AC)
Connection system	PUSH IN	DC current consumption	0.08 A @ 370V DC / 0.22 A @ 120 V DC
DC input voltage range	95...370 V DC	Frequency range AC	45...65 Hz
Input fuse (internal)	Yes	Inrush current	max. 40 A
Rated input voltage	100 - 240 V AC / 120 - 340 V DC	Recommended back-up fuse	2 A / DI, safety fuse 6 A, Char. B, circuit breaker 2...4 A, Char. C circuit breaker

**Output**

Capacitive load	unrestricted	Connection system	PUSH IN
Continuous output current @ U <sub>Nominal</sub>	0.7 A @ 55 °C, 0.43 A @ 70 °C	Nominal output current for U <sub>nom</sub>	0.7 A @ 55 °C
Output voltage	22...28 V (adjustable via potentiometer on front)	Ramp-up time	≤ 100 ms
Rated output voltage	24 V DC ± 1 %	Residual ripple, breaking spikes	< 50 mV <sub>ss</sub> @ U <sub>Nenn</sub> , Full Load

**General data**

Degree of efficiency	82.5 %	Housing version	Plastic, protective insulation
MTBF	> 750.000 h nach IEC 61709 (SN29500)	Mounting position, installation notice	Horizontal on DIN rail TS 35, top and bottom 50 mm clearance for free air flow, 10 mm clearance to neighbouring active subassemblies with full load, 5 mm with passive neighbouring subassemblies, direct row mounting with 90% rated load
Operating temperature	-25 °C...70 °C	Power loss, idling	0.4 W
Power loss, nominal load	3.6 W	Protection against reverse voltages from the load	30...35 V DC
Protection degree	IP20		

Creation date October 17, 2019 4:14:27 PM CEST

**Data sheet**

**INSTA  
PRO INSTA 16W 24V 0.7A**

**Weidmüller Interface GmbH & Co. KG**  
Klingenbergstraße 26  
D-32758 Detmold  
Germany  
Fon: +49 5231 14-0  
Fax: +49 5231 14-292083  
www.weidmueller.com

**Technical data**

**EMC / shock / vibration**

Limiting of mains voltage harmonic currents	According to EN 61000-3-2	Noise emission in accordance with EN55032	Class B
Vibration resistance IEC 60068-2-6		Interference immunity test acc. to	EN 61000-4-2 (ESD)  EN 61000-4-3 and EN 61000-4-8 (fields)  EN 61000-4-4 (burst)  EN 61000-4-5 (surge)  EN 61000-4-6 (conducted)  EN 61000-4-11 (dips), EN 61000-4-11 (Dips)
	2.3 g		
Shock resistance IEC 60068-2-27	15 g In all directions		

**Insulation coordination**

Insulation voltage input / earth	3.5 kV	Insulation voltage output / earth	0.5 kV
Insulation voltage, input/output	4 kV	Pollution severity	2
Protection class	II		

**Electrical safety (applied standards)**

Electrical machine equipment	Acc. to EN60204	For use with electronic equipment	Acc. to EN50178 / VDE0160
Protection against dangerous shock currents	Acc. to VDE0106-101	Protective separation / protection against electrical shock	VDE0100-410 / acc. to DIN57100-410
Safety transformers for switch-mode power supplies	According to EN 61558-2-16		

**Connection data (input)**

Conductor cross-section, AWG/kcmil , max.	12	Conductor cross-section, AWG/kcmil , min.	24
Conductor cross-section, flexible , min.	0.25 mm <sup>2</sup>	Conductor cross-section, rigid , max.	2.5 mm <sup>2</sup>
Conductor cross-section, rigid , min.	0.25 mm <sup>2</sup>	Connection system	PUSH IN
Number of terminals	2 (L,N)	Wire connection cross section, flexible (input), max.	2.5 mm <sup>2</sup>

**Connection data (output)**

Conductor cross-section, AWG/kcmil , max.	12	Conductor cross-section, AWG/kcmil , min.	24
Conductor cross-section, flexible , max.	2.5 mm <sup>2</sup>	Conductor cross-section, flexible , min.	0.25 mm <sup>2</sup>
Conductor cross-section, rigid , max.	2.5 mm <sup>2</sup>	Conductor cross-section, rigid , min.	0.25 mm <sup>2</sup>
Connection system	PUSH IN	Number of terminals	2 (+ / -)

**Signalling**

LED green	Operating voltage OK
-----------	----------------------

**Approvals**

Institute (CSA)



Certificate No. (CSA)

70211209

**Data sheet**

**INSTA  
PRO INSTA 16W 24V 0.7A**

**Weidmüller Interface GmbH & Co. KG**  
 Klingenbergstraße 26  
 D-32758 Detmold  
 Germany  
 Fon: +49 5231 14-0  
 Fax: +49 5231 14-292083  
 www.weidmueller.com

**Technical data**

**Classifications**

ETIM 6.0	EC002540	ETIM 7.0	EC002540
eClass 9.0	27-04-07-01	eClass 9.1	27-04-07-01
eClass 10.0	27-04-07-01		

**Approvals**

Approvals



ROHS Conform

**Downloads**

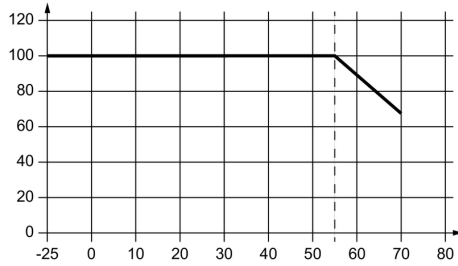
Approval/Certificate/Document of Conformity	<a href="#">Declaration of Conformity</a>
User Documentation	<a href="#">Operating instruction</a>

**Data sheet**

**INSTA  
PRO INSTA 16W 24V 0.7A**

**Weidmüller Interface GmbH & Co. KG**  
Klingenbergstraße 26  
D-32758 Detmold  
Germany  
Fon: +49 5231 14-0  
Fax: +49 5231 14-292083  
[www.weidmueller.com](http://www.weidmueller.com)

**Drawings**



## INSTA PRO INSTA 30W 24V 1.3A

**Weidmüller Interface GmbH & Co. KG**  
 Klingenbergstraße 26  
 D-32758 Detmold  
 Germany  
 Fon: +49 5231 14-0  
 Fax: +49 5231 14-292083  
 www.weidmueller.com



The single-phase INSTA-POWER switching power supplies are characterised by a wide power spectrum, compact design and good value for money. They are suitable for temperature ranges from -25°C to +70°C, have international approvals and a wide voltage input range. This makes them suitable for a wide range of applications. This also includes signal and telecommunications systems as well as automation systems with a low power requirement up to 96 Watt.

### General ordering data

Type	PRO INSTA 30W 24V 1.3A
Order No.	<a href="#">2580190000</a>
Version	
GTIN (EAN)	4050118590920
Qty.	1 pc(s).

**INSTA  
PRO INSTA 30W 24V 1.3A**

**Weidmüller Interface GmbH & Co. KG**  
 Klingenbergstraße 26  
 D-32758 Detmold  
 Germany  
 Fon: +49 5231 14-0  
 Fax: +49 5231 14-292083  
 www.weidmueller.com

**Technical data**
**Dimensions and weights**

Width	54 mm	Width (inches)	2.126 inch
Height	90 mm	Height (inches)	3.543 inch
Depth	60 mm	Depth (inches)	2.362 inch
Net weight	192 g		

**Temperatures**

Operating temperature, max.	70 °C	Operating temperature, min.	-25 °C
Storage temperature, max.	85 °C	Storage temperature, min.	-40 °C
Operating temperature	-25 °C...70 °C	Storage temperature	-40 °C...85 °C

**Environmental Product Compliance**

REACH SVHC	Lead 7439-92-1
------------	----------------

**Input**

AC current consumption	0.5 A @ 230 V AC / 1.0 A @ 100 V AC	AC input voltage range	85...264 V AC (derating at 100 V AC)
Connection system	PUSH IN	DC current consumption	0.2 A @ 370 V DC / 0.5 A @ 120 V DC
DC input voltage range	95...370 V DC	Frequency range AC	45...65 Hz
Input fuse (internal)	Yes	Inrush current	max. 40 A
Rated input voltage	100 - 240 V AC / 120 - 340 V DC	Recommended back-up fuse	2 A / DI, safety fuse 6 A, Char. B, circuit breaker 2...4 A, Char. C circuit breaker

**Output**

Capacitive load	unrestricted	Connection system	PUSH IN
Continuous output current @ U <sub>Nominal</sub>	1.3 A @ 55 °C, 0.8 A @ 70 °C	Nominal output current for U <sub>nom</sub>	1.3 A @ 55 °C
Output voltage	22...28 V (adjustable via potentiometer on front)	Ramp-up time	≤ 100 ms
Rated output voltage	24 V DC ± 1 %	Residual ripple, breaking spikes	< 50 mV <sub>ss</sub> @ U <sub>Nenn</sub> , Full Load

**General data**

Degree of efficiency	86%	Housing version	Plastic, protective insulation
MTBF	> 750.000 h nach IEC 61709 (SN29500)	Mounting position, installation notice	Horizontal on DIN rail TS 35, top and bottom 50 mm clearance for free air flow, 10 mm clearance to neighbouring active subassemblies with full load, 5 mm with passive neighbouring subassemblies, direct row mounting with 90% rated load
Operating temperature	-25 °C...70 °C	Power loss, idling	0.45 W
Power loss, nominal load	4.88 W	Protection against reverse voltages from the load	30...35 V DC
Protection degree	IP20		

Creation date October 17, 2019 4:15:29 PM CEST

**INSTA  
PRO INSTA 30W 24V 1.3A**

**Weidmüller Interface GmbH & Co. KG**  
Klingenbergstraße 26  
D-32758 Detmold  
Germany  
Fon: +49 5231 14-0  
Fax: +49 5231 14-292083  
www.weidmueller.com

**Technical data**
**EMC / shock / vibration**

Limiting of mains voltage harmonic currents	EN 61000-4-2 (ESD)  EN 61000-4-3 and EN 61000-4-8 (fields)  EN 61000-4-4 (burst)  EN 61000-4-5 (surge)  EN 61000-4-6 (conducted)  EN 61000-4-11 (dips), EN 61000-4-11 (Dips)	Noise emission in accordance with EN55032	
Vibration resistance IEC 60068-2-6	2.3 g	Interference immunity test acc. to	Class B EN 61000-4-2 (ESD)  EN 61000-4-3 and EN 61000-4-8 (fields)  EN 61000-4-4 (burst)  EN 61000-4-5 (surge)  EN 61000-4-6 (conducted)  EN 61000-4-11 (dips), EN 61000-4-11 (Dips)
Shock resistance IEC 60068-2-27	15 g In all directions		

**Insulation coordination**

Insulation voltage input / earth	3.5 kV	Insulation voltage output / earth	0.5 kV
Insulation voltage, input/output	4 kV	Pollution severity	2
Protection class	II		

**Electrical safety (applied standards)**

Electrical machine equipment	Acc. to EN60204	For use with electronic equipment	Acc. to EN50178 / VDE0160
Protection against dangerous shock currents	Acc. to VDE0106-101	Protective separation / protection against electrical shock	VDE0100-410 / acc. to DIN57100-410
Safety transformers for switch-mode power supplies	According to EN 61558-2-16		

**Connection data (input)**

Conductor cross-section, AWG/kcmil , max.	12	Conductor cross-section, AWG/kcmil , min.	24
Conductor cross-section, flexible , min.	0.25 mm <sup>2</sup>	Conductor cross-section, rigid , max.	2.5 mm <sup>2</sup>
Conductor cross-section, rigid , min.	0.25 mm <sup>2</sup>	Connection system	PUSH IN
Number of terminals	2 (L,N)	Wire connection cross section, flexible (input), max.	2.5 mm <sup>2</sup>

**Connection data (output)**

Conductor cross-section, AWG/kcmil , max.	12	Conductor cross-section, AWG/kcmil , min.	24
Conductor cross-section, flexible , max.	2.5 mm <sup>2</sup>	Conductor cross-section, flexible , min.	0.25 mm <sup>2</sup>
Conductor cross-section, rigid , max.	2.5 mm <sup>2</sup>	Conductor cross-section, rigid , min.	0.25 mm <sup>2</sup>
Connection system	PUSH IN	Number of terminals	4 (++ / -)

**Signalling**

LED green	Operating voltage OK
-----------	----------------------



**Data sheet**

**INSTA  
PRO INSTA 30W 24V 1.3A**

**Weidmüller Interface GmbH & Co. KG**  
 Klingenbergstraße 26  
 D-32758 Detmold  
 Germany  
 Fon: +49 5231 14-0  
 Fax: +49 5231 14-292083  
 www.weidmueller.com

**Technical data**

**Approvals**

Institute (CSA)



Certificate No. (CSA)

70211209

**Classifications**

ETIM 6.0	EC002540	ETIM 7.0	EC002540
eClass 9.0	27-04-07-01	eClass 9.1	27-04-07-01
eClass 10.0	27-04-07-01		

**Approvals**

Approvals



ROHS

Conform

**Downloads**

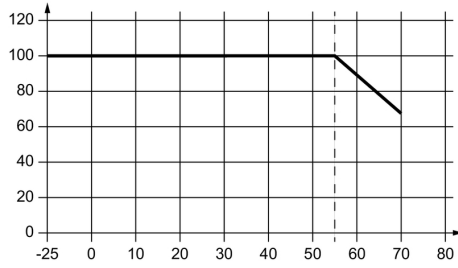
Approval/Certificate/Document of Conformity	<a href="#">Declaration of Conformity</a>
User Documentation	<a href="#">Operating instruction</a>

**Data sheet**

**INSTA  
PRO INSTA 30W 24V 1.3A**

**Weidmüller Interface GmbH & Co. KG**  
Klingenbergstraße 26  
D-32758 Detmold  
Germany  
Fon: +49 5231 14-0  
Fax: +49 5231 14-292083  
[www.weidmueller.com](http://www.weidmueller.com)

**Drawings**



**INSTA  
PRO INSTA 30W 5V 6A**

**Weidmüller Interface GmbH & Co. KG**  
Klingenbergstraße 26  
D-32758 Detmold  
Germany  
Fon: +49 5231 14-0  
Fax: +49 5231 14-292083  
www.weidmueller.com



The single-phase INSTA-POWER switching power supplies are characterised by a wide power spectrum, compact design and good value for money. They are suitable for temperature ranges from -25°C to +70°C, have international approvals and a wide voltage input range. This makes them suitable for a wide range of applications. This also includes signal and telecommunications systems as well as automation systems with a low power requirement up to 96 Watt.

**General ordering data**

Type	PRO INSTA 30W 5V 6A
Order No.	<a href="#">2580210000</a>
Version	
GTIN (EAN)	4050118590937
Qty.	1 pc(s).

**INSTA  
PRO INSTA 30W 5V 6A**

**Weidmüller Interface GmbH & Co. KG**  
 Klingenbergstraße 26  
 D-32758 Detmold  
 Germany  
 Fon: +49 5231 14-0  
 Fax: +49 5231 14-292083  
 www.weidmueller.com

**Technical data****Dimensions and weights**

Width	72 mm	Width (inches)	2.835 inch
Height	90 mm	Height (inches)	3.543 inch
Depth	60 mm	Depth (inches)	2.362 inch
Net weight	256 g		

**Temperatures**

Operating temperature, max.	70 °C	Operating temperature, min.	-25 °C
Storage temperature, max.	85 °C	Storage temperature, min.	-40 °C
Operating temperature	-25 °C...70 °C	Storage temperature	-40 °C...85 °C

**Environmental Product Compliance**

REACH SVHC	Lead 7439-92-1
------------	----------------

**Input**

AC current consumption	0.5 A @ 230 V AC / 1.0 A @ 100 V AC	AC input voltage range	85...264 V AC (derating at 100 V AC)
Connection system	PUSH IN	DC current consumption	0.2 A @ 370 V DC / 0.5 A @ 120 V DC
DC input voltage range	95...370 V DC	Frequency range AC	45...65 Hz
Input fuse (internal)	Yes	Inrush current	max. 40 A
Rated input voltage	100 - 240 V AC / 120 - 340 V DC	Recommended back-up fuse	2 A / DI, safety fuse 6 A, Char. B, circuit breaker 2...4 A, Char. C circuit breaker

**Output**

Capacitive load	unrestricted	Connection system	PUSH IN
Continuous output current @ U <sub>Nominal</sub>	6 A @ 55 °C, 3.75 A @ 70 °C	Nominal output current for U <sub>nom</sub>	6 A @ 55 °C
Output voltage	7...4 V (adjustable via potentiometer on front)	Ramp-up time	≤ 100 ms
Rated output voltage	5 V DC ± 2 %	Residual ripple, breaking spikes	< 50 mV <sub>ss</sub> @ U <sub>Nenn</sub> , Full Load

**General data**

Degree of efficiency	82 %	Housing version	Plastic, protective insulation
MTBF	> 750.000 h nach IEC 61709 (SN29500)	Mounting position, installation notice	Horizontal on DIN rail TS 35, top and bottom 50 mm clearance for free air flow, 10 mm clearance to neighbouring active subassemblies with full load, 5 mm with passive neighbouring subassemblies, direct row mounting with 90% rated load
Operating temperature	-25 °C...70 °C	Power loss, idling	0.45 W
Power loss, nominal load	5.4 W	Protection against reverse voltages from the load	8...10 V DC
Protection degree	IP20		

Creation date October 17, 2019 4:21:03 PM CEST

**INSTA  
PRO INSTA 30W 5V 6A**

**Weidmüller Interface GmbH & Co. KG**  
Klingenbergstraße 26  
D-32758 Detmold  
Germany  
Fon: +49 5231 14-0  
Fax: +49 5231 14-292083  
www.weidmueller.com

**Technical data**
**EMC / shock / vibration**

Limiting of mains voltage harmonic currents	EN 61000-4-2 (ESD)  EN 61000-4-3 and EN 61000-4-8 (fields)  EN 61000-4-4 (burst)  EN 61000-4-5 (surge)  EN 61000-4-6 (conducted)  EN 61000-4-11 (dips), EN 61000-4-11 (Dips)	Noise emission in accordance with EN55032	
Vibration resistance IEC 60068-2-6	2.3 g	Interference immunity test acc. to	Class B EN 61000-4-2 (ESD)  EN 61000-4-3 and EN 61000-4-8 (fields)  EN 61000-4-4 (burst)  EN 61000-4-5 (surge)  EN 61000-4-6 (conducted)  EN 61000-4-11 (dips), EN 61000-4-11 (Dips)
Shock resistance IEC 60068-2-27	15 g In all directions		

**Insulation coordination**

Insulation voltage input / earth	3.5 kV	Insulation voltage output / earth	0.5 kV
Insulation voltage, input/output	4 kV	Pollution severity	2
Protection class	II		

**Electrical safety (applied standards)**

Electrical machine equipment	Acc. to EN60204	For use with electronic equipment	Acc. to EN50178 / VDE0160
Protection against dangerous shock currents	Acc. to VDE0106-101	Protective separation / protection against electrical shock	VDE0100-410 / acc. to DIN57100-410
Safety transformers for switch-mode power supplies	According to EN 61558-2-16		

**Connection data (input)**

Conductor cross-section, AWG/kcmil , max.	12	Conductor cross-section, AWG/kcmil , min.	24
Conductor cross-section, flexible , min.	0.25 mm <sup>2</sup>	Conductor cross-section, rigid , max.	2.5 mm <sup>2</sup>
Conductor cross-section, rigid , min.	0.25 mm <sup>2</sup>	Connection system	PUSH IN
Number of terminals	2 (L,N)	Wire connection cross section, flexible (input), max.	2.5 mm <sup>2</sup>

**Connection data (output)**

Conductor cross-section, AWG/kcmil , max.	12	Conductor cross-section, AWG/kcmil , min.	24
Conductor cross-section, flexible , max.	2.5 mm <sup>2</sup>	Conductor cross-section, flexible , min.	0.25 mm <sup>2</sup>
Conductor cross-section, rigid , max.	2.5 mm <sup>2</sup>	Conductor cross-section, rigid , min.	0.25 mm <sup>2</sup>
Connection system	PUSH IN	Number of terminals	4 (++ / -)

**Signalling**

LED green	Operating voltage OK
-----------	----------------------

**Data sheet**

**INSTA  
PRO INSTA 30W 5V 6A**

**Weidmüller Interface GmbH & Co. KG**  
 Klingenbergstraße 26  
 D-32758 Detmold  
 Germany  
 Fon: +49 5231 14-0  
 Fax: +49 5231 14-292083  
 www.weidmueller.com

**Technical data**

**Approvals**

Institute (CSA)



Certificate No. (CSA)

70211209

**Classifications**

ETIM 6.0	EC002540	ETIM 7.0	EC002540
eClass 9.0	27-04-07-01	eClass 9.1	27-04-07-01
eClass 10.0	27-04-07-01		

**Approvals**

Approvals



ROHS

Conform

**Downloads**

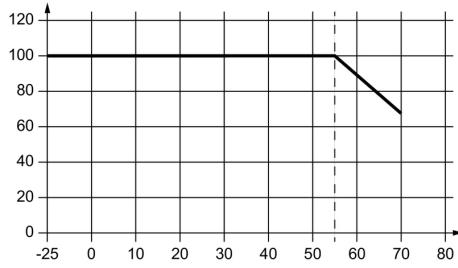
Approval/Certificate/Document of Conformity	<a href="#">Declaration of Conformity</a>
User Documentation	<a href="#">Operating instruction</a>

**Data sheet**

**INSTA  
PRO INSTA 30W 5V 6A**

**Weidmüller Interface GmbH & Co. KG**  
Klingenbergstraße 26  
D-32758 Detmold  
Germany  
Fon: +49 5231 14-0  
Fax: +49 5231 14-292083  
[www.weidmueller.com](http://www.weidmueller.com)

**Drawings**



## INSTA PRO INSTA 30W 12V 2.6A

**Weidmüller Interface GmbH & Co. KG**  
 Klingenbergstraße 26  
 D-32758 Detmold  
 Germany  
 Fon: +49 5231 14-0  
 Fax: +49 5231 14-292083  
 www.weidmueller.com



The single-phase INSTA-POWER switching power supplies are characterised by a wide power spectrum, compact design and good value for money. They are suitable for temperature ranges from -25°C to +70°C, have international approvals and a wide voltage input range. This makes them suitable for a wide range of applications. This also includes signal and telecommunications systems as well as automation systems with a low power requirement up to 96 Watt.

### General ordering data

Type	PRO INSTA 30W 12V 2.6A
Order No.	<a href="#">2580220000</a>
Version	
GTIN (EAN)	4050118590951
Qty.	1 pc(s).



**INSTA  
PRO INSTA 30W 12V 2.6A**

**Weidmüller Interface GmbH & Co. KG**  
 Klingenbergstraße 26  
 D-32758 Detmold  
 Germany  
 Fon: +49 5231 14-0  
 Fax: +49 5231 14-292083  
 www.weidmueller.com

**Technical data**
**Dimensions and weights**

Width	54 mm	Width (inches)	2.126 inch
Height	90 mm	Height (inches)	3.543 inch
Depth	60 mm	Depth (inches)	2.362 inch
Net weight	192 g		

**Temperatures**

Operating temperature, max.	70 °C	Operating temperature, min.	-25 °C
Storage temperature, max.	85 °C	Storage temperature, min.	-40 °C
Operating temperature	-25 °C...70 °C	Storage temperature	-40 °C...85 °C

**Environmental Product Compliance**

REACH SVHC	Lead 7439-92-1
------------	----------------

**Input**

AC current consumption	0.5 A @ 230 V AC / 1.0 A @ 100 V AC	AC input voltage range	85...264 V AC (derating at 100 V AC)
Connection system	PUSH IN	DC current consumption	0.2 A @ 370 V DC / 0.5 A @ 120 V DC
DC input voltage range	95...370 V DC	Frequency range AC	45...65 Hz
Input fuse (internal)	Yes	Inrush current	max. 40 A
Rated input voltage	100 - 240 V AC / 120 - 340 V DC	Recommended back-up fuse	2 A / DI, safety fuse 6 A, Char. B, circuit breaker 2...4 A, Char. C circuit breaker

**Output**

Capacitive load	unrestricted	Connection system	PUSH IN
Continuous output current @ $U_{Nominal}$	2.6 A @ 55 °C, 1.625 A @ 55 °C	Nominal output current for $U_{nom}$	2.6 A @ 55 °C
Output voltage	16...9 V (adjustable via potentiometer on front)	Ramp-up time	≤ 100 ms
Rated output voltage	12 V DC ± 1 %	Residual ripple, breaking spikes	< 50 mVss @ $U_{Nenn}$ , Full Load

**General data**

Degree of efficiency	85 %	Housing version	Plastic, protective insulation
MTBF	> 750.000 h nach IEC 61709 (SN29500)	Mounting position, installation notice	Horizontal on DIN rail TS 35, top and bottom 50 mm clearance for free air flow, 10 mm clearance to neighbouring active subassemblies with full load, 5 mm with passive neighbouring subassemblies, direct row mounting with 90% rated load
Operating temperature	-25 °C...70 °C	Power loss, idling	0.45 W
Power loss, nominal load	5.29 W	Protection against reverse voltages from the load	18...25 V DC
Protection degree	IP20		

Creation date October 17, 2019 4:20:29 PM CEST

**INSTA  
PRO INSTA 30W 12V 2.6A**

**Weidmüller Interface GmbH & Co. KG**  
Klingenbergstraße 26  
D-32758 Detmold  
Germany  
Fon: +49 5231 14-0  
Fax: +49 5231 14-292083  
www.weidmueller.com

**Technical data**
**EMC / shock / vibration**

Limiting of mains voltage harmonic currents	EN 61000-4-2 (ESD)  EN 61000-4-3 and EN 61000-4-8 (fields)  EN 61000-4-4 (burst)  EN 61000-4-5 (surge)  EN 61000-4-6 (conducted)  EN 61000-4-11 (dips), EN 61000-4-11 (Dips)	Noise emission in accordance with EN55032	
Vibration resistance IEC 60068-2-6	2.3 g	Interference immunity test acc. to	Class B EN 61000-4-2 (ESD)  EN 61000-4-3 and EN 61000-4-8 (fields)  EN 61000-4-4 (burst)  EN 61000-4-5 (surge)  EN 61000-4-6 (conducted)  EN 61000-4-11 (dips), EN 61000-4-11 (Dips)
Shock resistance IEC 60068-2-27	15 g In all directions		

**Insulation coordination**

Insulation voltage input / earth	3.5 kV	Insulation voltage output / earth	0.5 kV
Insulation voltage, input/output	4 kV	Pollution severity	2
Protection class	II		

**Electrical safety (applied standards)**

Electrical machine equipment	Acc. to EN60204	For use with electronic equipment	Acc. to EN50178 / VDE0160
Protection against dangerous shock currents	Acc. to VDE0106-101	Protective separation / protection against electrical shock	VDE0100-410 / acc. to DIN57100-410
Safety transformers for switch-mode power supplies	According to EN 61558-2-16		

**Connection data (input)**

Conductor cross-section, AWG/kcmil , max.	12	Conductor cross-section, AWG/kcmil , min.	24
Conductor cross-section, flexible , min.	0.25 mm <sup>2</sup>	Conductor cross-section, rigid , max.	2.5 mm <sup>2</sup>
Conductor cross-section, rigid , min.	0.25 mm <sup>2</sup>	Connection system	PUSH IN
Number of terminals	2 (L,N)	Wire connection cross section, flexible (input), max.	2.5 mm <sup>2</sup>

**Connection data (output)**

Conductor cross-section, AWG/kcmil , max.	12	Conductor cross-section, AWG/kcmil , min.	24
Conductor cross-section, flexible , max.	2.5 mm <sup>2</sup>	Conductor cross-section, flexible , min.	0.25 mm <sup>2</sup>
Conductor cross-section, rigid , max.	2.5 mm <sup>2</sup>	Conductor cross-section, rigid , min.	0.25 mm <sup>2</sup>
Connection system	PUSH IN	Number of terminals	4 (++ / -)

**Signalling**

LED green	Operating voltage OK
-----------	----------------------

**Data sheet**

**INSTA  
PRO INSTA 30W 12V 2.6A**

**Weidmüller Interface GmbH & Co. KG**  
Klingenbergstraße 26  
D-32758 Detmold  
Germany  
Fon: +49 5231 14-0  
Fax: +49 5231 14-292083  
www.weidmueller.com

**Technical data**

**Approvals**

Institute (CSA)



Certificate No. (CSA)

70211209

**Classifications**

ETIM 6.0	EC002540	ETIM 7.0	EC002540
eClass 9.0	27-04-07-01	eClass 9.1	27-04-07-01
eClass 10.0	27-04-07-01		

**Approvals**

Approvals



ROHS

Conform

**Downloads**

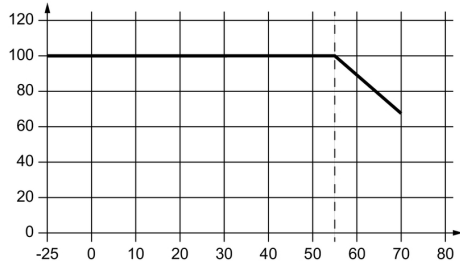
Approval/Certificate/Document of Conformity	<a href="#">Declaration of Conformity</a>
User Documentation	<a href="#">Operating instruction</a>

**Data sheet**

**INSTA  
PRO INSTA 30W 12V 2.6A**

**Weidmüller Interface GmbH & Co. KG**  
Klingenbergstraße 26  
D-32758 Detmold  
Germany  
Fon: +49 5231 14-0  
Fax: +49 5231 14-292083  
[www.weidmueller.com](http://www.weidmueller.com)

**Drawings**



## INSTA PRO INSTA 60W 24V 2.5A

**Weidmüller Interface GmbH & Co. KG**  
 Klingenbergstraße 26  
 D-32758 Detmold  
 Germany  
 Fon: +49 5231 14-0  
 Fax: +49 5231 14-292083  
 www.weidmueller.com



The single-phase INSTA-POWER switching power supplies are characterised by a wide power spectrum, compact design and good value for money. They are suitable for temperature ranges from -25°C to +70°C, have international approvals and a wide voltage input range. This makes them suitable for a wide range of applications. This also includes signal and telecommunications systems as well as automation systems with a low power requirement up to 96 Watt.

### General ordering data

Type	PRO INSTA 60W 24V 2.5A
Order No.	<a href="#">2580230000</a>
Version	
GTIN (EAN)	4050118590968
Qty.	1 pc(s).

**INSTA  
PRO INSTA 60W 24V 2.5A**

**Weidmüller Interface GmbH & Co. KG**  
 Klingenbergstraße 26  
 D-32758 Detmold  
 Germany  
 Fon: +49 5231 14-0  
 Fax: +49 5231 14-292083  
 www.weidmueller.com

**Technical data**
**Dimensions and weights**

Width	72 mm	Width (inches)	2.835 inch
Height	90 mm	Height (inches)	3.543 inch
Depth	60 mm	Depth (inches)	2.362 inch
Net weight	258 g		

**Temperatures**

Operating temperature, max.	70 °C	Operating temperature, min.	-25 °C
Storage temperature, max.	85 °C	Storage temperature, min.	-40 °C
Operating temperature	-25 °C...70 °C	Storage temperature	-40 °C...85 °C

**Environmental Product Compliance**

REACH SVHC	Lead 7439-92-1
------------	----------------

**Input**

AC current consumption	0.7 A @ 230 V AC / 1.5 A @ 100 V AC	AC input voltage range	85...264 V AC (derating at 100 V AC)
Connection system	PUSH IN	DC current consumption	0.25 A @ 370 V DC / 0.8 A @ 120 V DC
DC input voltage range	95...370 V DC	Frequency range AC	45...65 Hz
Input fuse (internal)	Yes	Inrush current	max. 40 A
Rated input voltage	100 - 240 V AC / 120 - 340 V DC	Recommended back-up fuse	2 A / DI, safety fuse 6 A, Char. B, circuit breaker 2...4 A, Char. C circuit breaker

**Output**

Capacitive load	unrestricted	Connection system	PUSH IN
Continuous output current @ U <sub>Nominal</sub>	2.5 A @ 55 °C, 1.5 A @ 70 °C	Nominal output current for U <sub>nom</sub>	2.5 A @ 55 °C
Output voltage	22...28 V (adjustable via potentiometer on front)	Ramp-up time	≤ 100 ms
Rated output voltage	24 V DC ± 1 %	Residual ripple, breaking spikes	< 50 mV <sub>ss</sub> @ U <sub>Nenn</sub> , Full Load

**General data**

Degree of efficiency	89%	Housing version	Plastic, protective insulation
MTBF	> 750.000 h nach IEC 61709 (SN29500)	Mounting position, installation notice	Horizontal on DIN rail TS 35, top and bottom 50 mm clearance for free air flow, 10 mm clearance to neighbouring active subassemblies with full load, 5 mm with passive neighbouring subassemblies, direct row mounting with 90% rated load
Operating temperature	-25 °C...70 °C	Power loss, idling	0.44 W
Power loss, nominal load	6.6 W	Protection against reverse voltages from the load	30...35 V DC
Protection degree	IP20		

Creation date October 17, 2019 4:16:03 PM CEST

**INSTA  
PRO INSTA 60W 24V 2.5A**

**Weidmüller Interface GmbH & Co. KG**  
 Klingenbergstraße 26  
 D-32758 Detmold  
 Germany  
 Fon: +49 5231 14-0  
 Fax: +49 5231 14-292083  
 www.weidmueller.com

**Technical data****EMC / shock / vibration**

Limiting of mains voltage harmonic currents	EN 61000-4-2 (ESD)  EN 61000-4-3 and EN 61000-4-8 (fields)  EN 61000-4-4 (burst)  EN 61000-4-5 (surge)  EN 61000-4-6 (conducted)  EN 61000-4-11 (dips), EN 61000-4-11 (Dips)	Noise emission in accordance with EN55032	
Vibration resistance IEC 60068-2-6	2.3 g	Interference immunity test acc. to	Class B EN 61000-4-2 (ESD)  EN 61000-4-3 and EN 61000-4-8 (fields)  EN 61000-4-4 (burst)  EN 61000-4-5 (surge)  EN 61000-4-6 (conducted)  EN 61000-4-11 (dips), EN 61000-4-11 (Dips)
Shock resistance IEC 60068-2-27	15 g In all directions		

**Insulation coordination**

Insulation voltage input / earth	3.5 kV	Insulation voltage output / earth	0.5 kV
Insulation voltage, input/output	4 kV	Pollution severity	2
Protection class	II		

**Electrical safety (applied standards)**

Electrical machine equipment	Acc. to EN60204	For use with electronic equipment	Acc. to EN50178 / VDE0160
Protection against dangerous shock currents	Acc. to VDE0106-101	Protective separation / protection against electrical shock	VDE0100-410 / acc. to DIN57100-410
Safety transformers for switch-mode power supplies	According to EN 61558-2-16		

**Connection data (input)**

Conductor cross-section, AWG/kcmil , max.	12	Conductor cross-section, AWG/kcmil , min.	24
Conductor cross-section, flexible , min.	0.25 mm <sup>2</sup>	Conductor cross-section, rigid , max.	2.5 mm <sup>2</sup>
Conductor cross-section, rigid , min.	0.25 mm <sup>2</sup>	Connection system	PUSH IN
Number of terminals	2 (L,N)	Wire connection cross section, flexible (input), max.	2.5 mm <sup>2</sup>

**Connection data (output)**

Conductor cross-section, AWG/kcmil , max.	12	Conductor cross-section, AWG/kcmil , min.	24
Conductor cross-section, flexible , max.	2.5 mm <sup>2</sup>	Conductor cross-section, flexible , min.	0.25 mm <sup>2</sup>
Conductor cross-section, rigid , max.	2.5 mm <sup>2</sup>	Conductor cross-section, rigid , min.	0.25 mm <sup>2</sup>
Connection system	PUSH IN	Number of terminals	4 ( ++ / - )

**Signalling**

LED green	Operating voltage OK
-----------	----------------------

**Data sheet**

**INSTA  
PRO INSTA 60W 24V 2.5A**

**Weidmüller Interface GmbH & Co. KG**  
 Klingenbergstraße 26  
 D-32758 Detmold  
 Germany  
 Fon: +49 5231 14-0  
 Fax: +49 5231 14-292083  
 www.weidmueller.com

**Technical data**

**Approvals**

Institute (CSA)



Certificate No. (CSA)

70211209

**Classifications**

ETIM 6.0	EC002540	ETIM 7.0	EC002540
eClass 9.0	27-04-07-01	eClass 9.1	27-04-07-01
eClass 10.0	27-04-07-01		

**Approvals**

Approvals



ROHS

Conform

**Downloads**

Approval/Certificate/Document of Conformity	<a href="#">Declaration of Conformity</a>
User Documentation	<a href="#">Operating instruction</a>

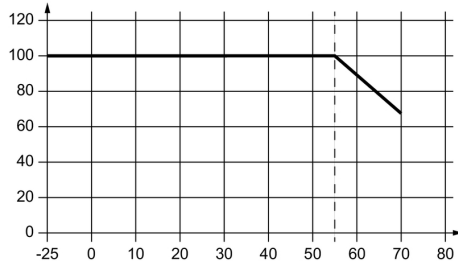


**Data sheet**

**INSTA  
PRO INSTA 60W 24V 2.5A**

**Weidmüller Interface GmbH & Co. KG**  
Klingenbergstraße 26  
D-32758 Detmold  
Germany  
Fon: +49 5231 14-0  
Fax: +49 5231 14-292083  
[www.weidmueller.com](http://www.weidmueller.com)

**Drawings**



**INSTA  
PRO INSTA 60W 12V 5A**

**Weidmüller Interface GmbH & Co. KG**  
Klingenbergstraße 26  
D-32758 Detmold  
Germany  
Fon: +49 5231 14-0  
Fax: +49 5231 14-292083  
www.weidmueller.com



The single-phase INSTA-POWER switching power supplies are characterised by a wide power spectrum, compact design and good value for money. They are suitable for temperature ranges from -25°C to +70°C, have international approvals and a wide voltage input range. This makes them suitable for a wide range of applications. This also includes signal and telecommunications systems as well as automation systems with a low power requirement up to 96 Watt.

**General ordering data**

Type	PRO INSTA 60W 12V 5A
Order No.	<a href="#">2580240000</a>
Version	
GTIN (EAN)	4050118590975
Qty.	1 pc(s).

**INSTA  
PRO INSTA 60W 12V 5A**

**Weidmüller Interface GmbH & Co. KG**  
 Klingenbergstraße 26  
 D-32758 Detmold  
 Germany  
 Fon: +49 5231 14-0  
 Fax: +49 5231 14-292083  
 www.weidmueller.com

**Technical data**
**Dimensions and weights**

Width	72 mm	Width (inches)	2.835 inch
Height	90 mm	Height (inches)	3.543 inch
Depth	60 mm	Depth (inches)	2.362 inch
Net weight	258 g		

**Temperatures**

Operating temperature, max.	70 °C	Operating temperature, min.	-25 °C
Storage temperature, max.	85 °C	Storage temperature, min.	-40 °C
Operating temperature	-25 °C...70 °C	Storage temperature	-40 °C...85 °C

**Environmental Product Compliance**

REACH SVHC	Lead 7439-92-1
------------	----------------

**Input**

AC current consumption	0.7 A @ 230 V AC / 1.5 A @ 100 V AC	AC input voltage range	85...264 V AC (derating at 100 V AC)
Connection system	PUSH IN	DC current consumption	0.25 A @ 370 V DC / 0.8 A @ 120 V DC
DC input voltage range	95...370 V DC	Frequency range AC	45...65 Hz
Input fuse (internal)	Yes	Inrush current	max. 40 A
Rated input voltage	100 - 240 V AC / 120 - 340 V DC	Recommended back-up fuse	2 A / DI, safety fuse 6 A, Char. B, circuit breaker 2...4 A, Char. C circuit breaker

**Output**

Capacitive load	unrestricted	Connection system	PUSH IN
Continuous output current @ U <sub>Nominal</sub>	5 A @ 55 °C, 3.75 A @ 70 °C	Nominal output current for U <sub>nom</sub>	5 A @ 55 °C
Output voltage	16...9 V (adjustable via potentiometer on front)	Ramp-up time	≤ 100 ms
Rated output voltage	12 V DC ± 1 %	Residual ripple, breaking spikes	< 50 mV <sub>ss</sub> @ U <sub>Nenn</sub> , Full Load

**General data**

Degree of efficiency	86%	Housing version	Plastic, protective insulation
MTBF	> 750.000 h nach IEC 61709 (SN29500)	Mounting position, installation notice	Horizontal on DIN rail TS 35, top and bottom 50 mm clearance for free air flow, 10 mm clearance to neighbouring active subassemblies with full load, 5 mm with passive neighbouring subassemblies, direct row mounting with 90% rated load
Operating temperature	-25 °C...70 °C	Power loss, idling	0.42 W
Power loss, nominal load	8.4 W	Protection against reverse voltages from the load	18...25 V DC
Protection degree	IP20		

Creation date October 17, 2019 4:21:41 PM CEST

**INSTA  
PRO INSTA 60W 12V 5A**

**Weidmüller Interface GmbH & Co. KG**  
 Klingenbergstraße 26  
 D-32758 Detmold  
 Germany  
 Fon: +49 5231 14-0  
 Fax: +49 5231 14-292083  
 www.weidmueller.com

**Technical data****EMC / shock / vibration**

Limiting of mains voltage harmonic currents	EN 61000-4-2 (ESD)  EN 61000-4-3 and EN 61000-4-8 (fields) EN 61000-4-4 (burst) EN 61000-4-5 (surge) EN 61000-4-6 (conducted)  EN 61000-4-11 (dips), EN 61000-4-11 (Dips)	Noise emission in accordance with EN55032	
Vibration resistance IEC 60068-2-6	2.3 g	Interference immunity test acc. to	Class B EN 61000-4-2 (ESD)  EN 61000-4-3 and EN 61000-4-8 (fields) EN 61000-4-4 (burst) EN 61000-4-5 (surge) EN 61000-4-6 (conducted)  EN 61000-4-11 (dips), EN 61000-4-11 (Dips)
Shock resistance IEC 60068-2-27	15 g In all directions		

**Insulation coordination**

Insulation voltage input / earth	3.5 kV	Insulation voltage output / earth	0.5 kV
Insulation voltage, input/output	4 kV	Pollution severity	2
Protection class	II		

**Electrical safety (applied standards)**

Electrical machine equipment	Acc. to EN60204	For use with electronic equipment	Acc. to EN50178 / VDE0160
Protection against dangerous shock currents	Acc. to VDE0106-101	Protective separation / protection against electrical shock	VDE0100-410 / acc. to DIN57100-410
Safety transformers for switch-mode power supplies	According to EN 61558-2-16		

**Connection data (input)**

Conductor cross-section, AWG/kcmil , max.	12	Conductor cross-section, AWG/kcmil , min.	24
Conductor cross-section, flexible , min.	0.25 mm <sup>2</sup>	Conductor cross-section, rigid , max.	2.5 mm <sup>2</sup>
Conductor cross-section, rigid , min.	0.25 mm <sup>2</sup>	Connection system	PUSH IN
Number of terminals	2 (L,N)	Wire connection cross section, flexible (input), max.	2.5 mm <sup>2</sup>

**Connection data (output)**

Conductor cross-section, AWG/kcmil , max.	12	Conductor cross-section, AWG/kcmil , min.	24
Conductor cross-section, flexible , max.	2.5 mm <sup>2</sup>	Conductor cross-section, flexible , min.	0.25 mm <sup>2</sup>
Conductor cross-section, rigid , max.	2.5 mm <sup>2</sup>	Conductor cross-section, rigid , min.	0.25 mm <sup>2</sup>
Connection system	PUSH IN	Number of terminals	4 ( ++ / - )

**Signalling**

LED green	Operating voltage OK
-----------	----------------------

**Data sheet**

**INSTA  
PRO INSTA 60W 12V 5A**

**Weidmüller Interface GmbH & Co. KG**  
 Klingenbergstraße 26  
 D-32758 Detmold  
 Germany  
 Fon: +49 5231 14-0  
 Fax: +49 5231 14-292083  
 www.weidmueller.com

**Technical data**

**Approvals**

Institute (CSA)



Certificate No. (CSA)

70211209

**Classifications**

ETIM 6.0	EC002540	ETIM 7.0	EC002540
eClass 9.0	27-04-07-01	eClass 9.1	27-04-07-01
eClass 10.0	27-04-07-01		

**Approvals**

Approvals



ROHS

Conform

**Downloads**

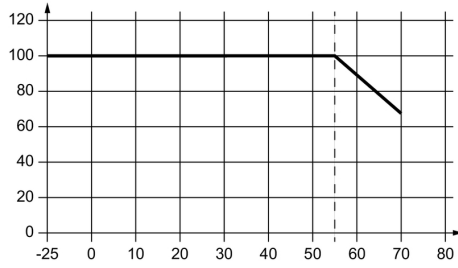
Approval/Certificate/Document of Conformity	<a href="#">Declaration of Conformity</a>
User Documentation	<a href="#">Operating instruction</a>

**Data sheet**

**INSTA  
PRO INSTA 60W 12V 5A**

**Weidmüller Interface GmbH & Co. KG**  
Klingenbergstraße 26  
D-32758 Detmold  
Germany  
Fon: +49 5231 14-0  
Fax: +49 5231 14-292083  
[www.weidmueller.com](http://www.weidmueller.com)

**Drawings**



## INSTA PRO INSTA 90W 24V 3.8A

**Weidmüller Interface GmbH & Co. KG**  
 Klingenbergstraße 26  
 D-32758 Detmold  
 Germany  
 Fon: +49 5231 14-0  
 Fax: +49 5231 14-292083  
 www.weidmueller.com



The single-phase INSTA-POWER switching power supplies are characterised by a wide power spectrum, compact design and good value for money. They are suitable for temperature ranges from -25°C to +70°C, have international approvals and a wide voltage input range. This makes them suitable for a wide range of applications. This also includes signal and telecommunications systems as well as automation systems with a low power requirement up to 96 Watt.

### General ordering data

Type	PRO INSTA 90W 24V 3.8A
Order No.	<a href="#">2580250000</a>
Version	
GTIN (EAN)	4050118590982
Qty.	1 pc(s).

**INSTA  
PRO INSTA 90W 24V 3.8A**

**Weidmüller Interface GmbH & Co. KG**  
 Klingenbergstraße 26  
 D-32758 Detmold  
 Germany  
 Fon: +49 5231 14-0  
 Fax: +49 5231 14-292083  
 www.weidmueller.com

**Technical data**
**Dimensions and weights**

Width	90 mm	Width (inches)	3.543 inch
Height	90 mm	Height (inches)	3.543 inch
Depth	60 mm	Depth (inches)	2.362 inch
Net weight	352 g		

**Temperatures**

Operating temperature, max.	70 °C	Operating temperature, min.	-25 °C
Storage temperature, max.	85 °C	Storage temperature, min.	-40 °C
Operating temperature	-25 °C...70 °C	Storage temperature	-40 °C...85 °C

**Environmental Product Compliance**

REACH SVHC	Lead 7439-92-1
------------	----------------

**Input**

AC current consumption	1.2 A @ 230 V AC / 2.4 A @ 100 V AC	AC input voltage range	85...264 V AC (derating at 100 V AC)
Connection system	PUSH IN	DC current consumption	0.4 A @ 370 V DC / 1.3 A @ 120 V DC
DC input voltage range	95...370 V DC	Frequency range AC	45...65 Hz
Input fuse (internal)	Yes	Inrush current	max. 40 A
Rated input voltage	100 - 240 V AC / 120 - 340 V DC	Recommended back-up fuse	2 A / DI, safety fuse 6 A, Char. B, circuit breaker 2...4 A, Char. C circuit breaker

**Output**

Capacitive load	unrestricted	Connection system	PUSH IN
Continuous output current @ U <sub>Nominal</sub>	3.8 A @ 55 °C, 2.38 A @ 70 °C	Nominal output current for U <sub>nom</sub>	3.8 A @ 55 °C
Output voltage	22...28 V (adjustable via potentiometer on front)	Ramp-up time	≤ 100 ms
Rated output voltage	24 V DC ± 1 %	Residual ripple, breaking spikes	< 50 mV <sub>ss</sub> @ U <sub>Nenn</sub> , Full Load

**General data**

Degree of efficiency	87 %	Housing version	Plastic, protective insulation
MTBF	> 750.000 h nach IEC 61709 (SN29500)	Mounting position, installation notice	Horizontal on DIN rail TS 35, top and bottom 50 mm clearance for free air flow, 10 mm clearance to neighbouring active subassemblies with full load, 5 mm with passive neighbouring subassemblies, direct row mounting with 90% rated load
Operating temperature	-25 °C...70 °C	Power loss, idling	0.45 W
Power loss, nominal load	11.7 W	Protection against reverse voltages from the load	30...35 V DC
Protection degree	IP20		

Creation date October 17, 2019 4:16:38 PM CEST



**INSTA  
PRO INSTA 90W 24V 3.8A**

**Weidmüller Interface GmbH & Co. KG**  
Klingenbergstraße 26  
D-32758 Detmold  
Germany  
Fon: +49 5231 14-0  
Fax: +49 5231 14-292083  
www.weidmueller.com

**Technical data**
**EMC / shock / vibration**

Limiting of mains voltage harmonic currents	EN 61000-4-2 (ESD)  EN 61000-4-3 and EN 61000-4-8 (fields)  EN 61000-4-4 (burst)  EN 61000-4-5 (surge)  EN 61000-4-6 (conducted)  EN 61000-4-11 (dips), EN 61000-4-11 (Dips)	Noise emission in accordance with EN55032	
Vibration resistance IEC 60068-2-6	2.3 g	Interference immunity test acc. to	Class B EN 61000-4-2 (ESD)  EN 61000-4-3 and EN 61000-4-8 (fields)  EN 61000-4-4 (burst)  EN 61000-4-5 (surge)  EN 61000-4-6 (conducted)  EN 61000-4-11 (dips), EN 61000-4-11 (Dips)
Shock resistance IEC 60068-2-27	15 g In all directions		

**Insulation coordination**

Insulation voltage input / earth	3.5 kV	Insulation voltage output / earth	0.5 kV
Insulation voltage, input/output	4 kV	Pollution severity	2
Protection class	II		

**Electrical safety (applied standards)**

Electrical machine equipment	Acc. to EN60204	For use with electronic equipment	Acc. to EN50178 / VDE0160
Protection against dangerous shock currents	Acc. to VDE0106-101	Protective separation / protection against electrical shock	VDE0100-410 / acc. to DIN57100-410
Safety transformers for switch-mode power supplies	According to EN 61558-2-16		

**Connection data (input)**

Conductor cross-section, AWG/kcmil , max.	12	Conductor cross-section, AWG/kcmil , min.	24
Conductor cross-section, flexible , min.	0.25 mm <sup>2</sup>	Conductor cross-section, rigid , max.	2.5 mm <sup>2</sup>
Conductor cross-section, rigid , min.	0.25 mm <sup>2</sup>	Connection system	PUSH IN
Number of terminals	2 (L,N)	Wire connection cross section, flexible (input), max.	2.5 mm <sup>2</sup>

**Connection data (output)**

Conductor cross-section, AWG/kcmil , max.	12	Conductor cross-section, AWG/kcmil , min.	24
Conductor cross-section, flexible , max.	2.5 mm <sup>2</sup>	Conductor cross-section, flexible , min.	0.25 mm <sup>2</sup>
Conductor cross-section, rigid , max.	2.5 mm <sup>2</sup>	Conductor cross-section, rigid , min.	0.25 mm <sup>2</sup>
Connection system	PUSH IN	Number of terminals	4 (++ / -)

**Signalling**

LED green	Operating voltage OK
-----------	----------------------

**Data sheet**

**INSTA  
PRO INSTA 90W 24V 3.8A**

**Weidmüller Interface GmbH & Co. KG**  
 Klingenbergstraße 26  
 D-32758 Detmold  
 Germany  
 Fon: +49 5231 14-0  
 Fax: +49 5231 14-292083  
 www.weidmueller.com

**Technical data**

**Approvals**

Institute (CSA)



Certificate No. (CSA)

70211209

**Classifications**

ETIM 6.0	EC002540	ETIM 7.0	EC002540
eClass 9.0	27-04-07-01	eClass 9.1	27-04-07-01
eClass 10.0	27-04-07-01		

**Approvals**

Approvals



ROHS

Conform

**Downloads**

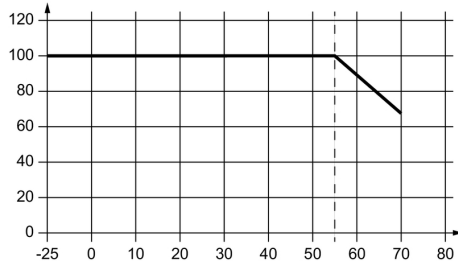
Approval/Certificate/Document of Conformity	<a href="#">Declaration of Conformity</a>
User Documentation	<a href="#">Operating instruction</a>

**Data sheet**

**INSTA  
PRO INSTA 90W 24V 3.8A**

**Weidmüller Interface GmbH & Co. KG**  
Klingenbergstraße 26  
D-32758 Detmold  
Germany  
Fon: +49 5231 14-0  
Fax: +49 5231 14-292083  
[www.weidmueller.com](http://www.weidmueller.com)

**Drawings**



**INSTA  
PRO INSTA 96W 24V 4A**

**Weidmüller Interface GmbH & Co. KG**  
Klingenbergstraße 26  
D-32758 Detmold  
Germany  
Fon: +49 5231 14-0  
Fax: +49 5231 14-292083  
www.weidmueller.com



The single-phase INSTA-POWER switching power supplies are characterised by a wide power spectrum, compact design and good value for money. They are suitable for temperature ranges from -25°C to +70°C, have international approvals and a wide voltage input range. This makes them suitable for a wide range of applications. This also includes signal and telecommunications systems as well as automation systems with a low power requirement up to 96 Watt.

**General ordering data**

Type	PRO INSTA 96W 24V 4A
Order No.	<a href="#">2580260000</a>
Version	
GTIN (EAN)	4050118590999
Qty.	1 pc(s).

**INSTA  
PRO INSTA 96W 24V 4A**

**Weidmüller Interface GmbH & Co. KG**  
 Klingenbergstraße 26  
 D-32758 Detmold  
 Germany  
 Fon: +49 5231 14-0  
 Fax: +49 5231 14-292083  
 www.weidmueller.com

**Technical data**
**Dimensions and weights**

Width	90 mm	Width (inches)	3.543 inch
Height	90 mm	Height (inches)	3.543 inch
Depth	60 mm	Depth (inches)	2.362 inch
Net weight	352 g		

**Temperatures**

Operating temperature, max.	70 °C	Operating temperature, min.	-25 °C
Storage temperature, max.	85 °C	Storage temperature, min.	-40 °C
Operating temperature	-25 °C...70 °C	Storage temperature	-40 °C...85 °C

**Environmental Product Compliance**

REACH SVHC	Lead 7439-92-1
------------	----------------

**Input**

AC current consumption	1.2 A @ 230 V AC / 2.5 A @ 100 V AC	AC input voltage range	85...264 V AC (derating at 100 V AC)
Connection system	PUSH IN	DC current consumption	0.4 A @ 370 V DC / 1.35 A @ 120 V DC
DC input voltage range	95...370 V DC	Frequency range AC	45...65 Hz
Input fuse (internal)	Yes	Inrush current	max. 40 A
Rated input voltage	100 - 240 V AC / 120 - 340 V DC	Recommended back-up fuse	2 A / DI, safety fuse 6 A, Char. B, circuit breaker 2...4 A, Char. C circuit breaker

**Output**

Capacitive load	unrestricted	Connection system	PUSH IN
Continuous output current @ U <sub>Nominal</sub>	4 A @ 55 °C, 2.5 A @ 70 °C	Nominal output current for U <sub>nom</sub>	4 A @ 55 °C
Output voltage	22...28 V (adjustable via potentiometer on front)	Ramp-up time	≤ 100 ms
Rated output voltage	24 V DC ± 1 %	Residual ripple, breaking spikes	< 50 mV <sub>ss</sub> @ U <sub>Nenn</sub> , Full Load

**General data**

Degree of efficiency	87 %	Housing version	Plastic, protective insulation
MTBF	> 750.000 h nach IEC 61709 (SN29500)	Mounting position, installation notice	Horizontal on DIN rail TS 35, top and bottom 50 mm clearance for free air flow, 10 mm clearance to neighbouring active subassemblies with full load, 5 mm with passive neighbouring subassemblies, direct row mounting with 90% rated load
Operating temperature	-25 °C...70 °C	Power loss, idling	0.45 W
Power loss, nominal load	12.48 W	Protection against reverse voltages from the load	30...35 V DC
Protection degree	IP20		

Creation date October 17, 2019 4:17:36 PM CEST

**INSTA  
PRO INSTA 96W 24V 4A**

**Weidmüller Interface GmbH & Co. KG**  
Klingenbergstraße 26  
D-32758 Detmold  
Germany  
Fon: +49 5231 14-0  
Fax: +49 5231 14-292083  
www.weidmueller.com

**Technical data**
**EMC / shock / vibration**

Limiting of mains voltage harmonic currents	EN 61000-4-2 (ESD)  EN 61000-4-3 and EN 61000-4-8 (fields) EN 61000-4-4 (burst) EN 61000-4-5 (surge) EN 61000-4-6 (conducted)  EN 61000-4-11 (dips), EN 61000-4-11 (Dips)	Noise emission in accordance with EN55032	
Vibration resistance IEC 60068-2-6	2.3 g	Interference immunity test acc. to	Class B EN 61000-4-2 (ESD)  EN 61000-4-3 and EN 61000-4-8 (fields) EN 61000-4-4 (burst) EN 61000-4-5 (surge) EN 61000-4-6 (conducted)  EN 61000-4-11 (dips), EN 61000-4-11 (Dips)
Shock resistance IEC 60068-2-27	15 g In all directions		

**Insulation coordination**

Insulation voltage input / earth	3.5 kV	Insulation voltage output / earth	0.5 kV
Insulation voltage, input/output	4 kV	Pollution severity	2
Protection class	II		

**Electrical safety (applied standards)**

Electrical machine equipment	Acc. to EN60204	For use with electronic equipment	Acc. to EN50178 / VDE0160
Protection against dangerous shock currents	Acc. to VDE0106-101	Protective separation / protection against electrical shock	VDE0100-410 / acc. to DIN57100-410
Safety transformers for switch-mode power supplies	According to EN 61558-2-16		

**Connection data (input)**

Conductor cross-section, AWG/kcmil , max.	12	Conductor cross-section, AWG/kcmil , min.	24
Conductor cross-section, flexible , min.	0.25 mm <sup>2</sup>	Conductor cross-section, rigid , max.	2.5 mm <sup>2</sup>
Conductor cross-section, rigid , min.	0.25 mm <sup>2</sup>	Connection system	PUSH IN
Number of terminals	2 (L,N)	Wire connection cross section, flexible (input), max.	2.5 mm <sup>2</sup>

**Connection data (output)**

Conductor cross-section, AWG/kcmil , max.	12	Conductor cross-section, AWG/kcmil , min.	24
Conductor cross-section, flexible , max.	2.5 mm <sup>2</sup>	Conductor cross-section, flexible , min.	0.25 mm <sup>2</sup>
Conductor cross-section, rigid , max.	2.5 mm <sup>2</sup>	Conductor cross-section, rigid , min.	0.25 mm <sup>2</sup>
Connection system	PUSH IN	Number of terminals	4 (++ / -)

**Signalling**

LED green	Operating voltage OK
-----------	----------------------

**Data sheet**

**INSTA  
PRO INSTA 96W 24V 4A**

**Weidmüller Interface GmbH & Co. KG**  
 Klingenbergstraße 26  
 D-32758 Detmold  
 Germany  
 Fon: +49 5231 14-0  
 Fax: +49 5231 14-292083  
 www.weidmueller.com

**Technical data**

**Approvals**

Institute (CSA)



Certificate No. (CSA)

70211209

**Classifications**

ETIM 6.0	EC002540	ETIM 7.0	EC002540
eClass 9.0	27-04-07-01	eClass 9.1	27-04-07-01
eClass 10.0	27-04-07-01		

**Approvals**

Approvals



ROHS

Conform

**Downloads**

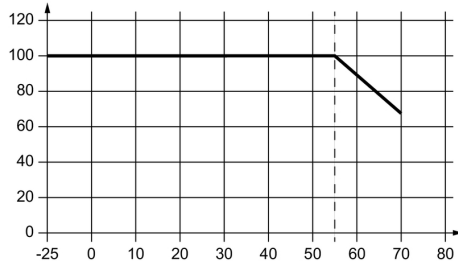
Approval/Certificate/Document of Conformity	<a href="#">Declaration of Conformity</a>
User Documentation	<a href="#">Operating instruction</a>

**Data sheet**

**INSTA  
PRO INSTA 96W 24V 4A**

**Weidmüller Interface GmbH & Co. KG**  
Klingenbergstraße 26  
D-32758 Detmold  
Germany  
Fon: +49 5231 14-0  
Fax: +49 5231 14-292083  
[www.weidmueller.com](http://www.weidmueller.com)

**Drawings**





## INSTA PRO INSTA 96W 48V 2A

**Weidmüller Interface GmbH & Co. KG**  
 Klingenbergstraße 26  
 D-32758 Detmold  
 Germany  
 Fon: +49 5231 14-0  
 Fax: +49 5231 14-292083  
 www.weidmueller.com



The single-phase INSTA-POWER switching power supplies are characterised by a wide power spectrum, compact design and good value for money. They are suitable for temperature ranges from -25°C to +70°C, have international approvals and a wide voltage input range. This makes them suitable for a wide range of applications. This also includes signal and telecommunications systems as well as automation systems with a low power requirement up to 96 Watt.

### General ordering data

Type	PRO INSTA 96W 48V 2A
Order No.	<a href="#">2580270000</a>
Version	
GTIN (EAN)	4050118591002
Qty.	1 pc(s).

**INSTA  
PRO INSTA 96W 48V 2A**

**Weidmüller Interface GmbH & Co. KG**  
Klingenbergstraße 26  
D-32758 Detmold  
Germany  
Fon: +49 5231 14-0  
Fax: +49 5231 14-292083  
www.weidmueller.com

**Technical data**
**Dimensions and weights**

Width	90 mm	Width (inches)	3.543 inch
Height	90 mm	Height (inches)	3.543 inch
Depth	60 mm	Depth (inches)	2.362 inch
Net weight	361 g		

**Temperatures**

Operating temperature, max.	70 °C	Operating temperature, min.	-25 °C
Storage temperature, max.	85 °C	Storage temperature, min.	-40 °C
Operating temperature	-25 °C...70 °C	Storage temperature	-40 °C...85 °C

**Environmental Product Compliance**

REACH SVHC	Lead 7439-92-1
------------	----------------

**Input**

AC current consumption	1.2 A @ 230 V AC / 2.5 A @ 100 V AC	AC input voltage range	85...264 V AC (derating at 100 V AC)
Connection system	PUSH IN	DC current consumption	0.4 A @ 370 V DC / 1.35 A @ 120 V DC
DC input voltage range	95...370 V DC	Frequency range AC	45...65 Hz
Input fuse (internal)	Yes	Inrush current	max. 40 A
Rated input voltage	100 - 240 V AC / 120 - 340 V DC	Recommended back-up fuse	2 A / DI, safety fuse 6 A, Char. B, circuit breaker 2...4 A, Char. C circuit breaker

**Output**

Capacitive load	unrestricted	Connection system	PUSH IN
Continuous output current @ U <sub>Nominal</sub>	2 A @ 55 °C, 1.25 A @ 70 °C	Nominal output current for U <sub>nom</sub>	2 A @ 55 °C
Output voltage	56...35 V (adjustable via potentiometer on front)	Ramp-up time	≤ 100 ms
Rated output voltage	48 V DC ± 1 %	Residual ripple, breaking spikes	< 50 mV <sub>ss</sub> @ U <sub>Nenn</sub> , Full Load

**General data**

Degree of efficiency	89%	Housing version	Plastic, protective insulation
MTBF	> 750.000 h nach IEC 61709 (SN29500)	Mounting position, installation notice	Horizontal on DIN rail TS 35, top and bottom 50 mm clearance for free air flow, 10 mm clearance to neighbouring active subassemblies with full load, 5 mm with passive neighbouring subassemblies, direct row mounting with 90% rated load
Operating temperature	-25 °C...70 °C	Power loss, idling	0.45 W
Power loss, nominal load	10.56 W	Protection against reverse voltages from the load	58...62 V DC
Protection degree	IP20		

Creation date October 17, 2019 4:22:15 PM CEST

**INSTA  
PRO INSTA 96W 48V 2A**

**Weidmüller Interface GmbH & Co. KG**  
Klingenbergstraße 26  
D-32758 Detmold  
Germany  
Fon: +49 5231 14-0  
Fax: +49 5231 14-292083  
www.weidmueller.com

**Technical data**
**EMC / shock / vibration**

Limiting of mains voltage harmonic currents	EN 61000-4-2 (ESD)  EN 61000-4-3 and EN 61000-4-8 (fields)  EN 61000-4-4 (burst)  EN 61000-4-5 (surge)  EN 61000-4-6 (conducted)  EN 61000-4-11 (dips), EN 61000-4-11 (Dips)	Noise emission in accordance with EN55032	
Vibration resistance IEC 60068-2-6	2.3 g	Interference immunity test acc. to	Class B EN 61000-4-2 (ESD)  EN 61000-4-3 and EN 61000-4-8 (fields)  EN 61000-4-4 (burst)  EN 61000-4-5 (surge)  EN 61000-4-6 (conducted)  EN 61000-4-11 (dips), EN 61000-4-11 (Dips)
Shock resistance IEC 60068-2-27	15 g In all directions		

**Insulation coordination**

Insulation voltage input / earth	3.5 kV	Insulation voltage output / earth	0.5 kV
Insulation voltage, input/output	4 kV	Pollution severity	2
Protection class	II		

**Electrical safety (applied standards)**

Electrical machine equipment	Acc. to EN60204	For use with electronic equipment	Acc. to EN50178 / VDE0160
Protection against dangerous shock currents	Acc. to VDE0106-101	Protective separation / protection against electrical shock	VDE0100-410 / acc. to DIN57100-410
Safety transformers for switch-mode power supplies	According to EN 61558-2-16		

**Connection data (input)**

Conductor cross-section, AWG/kcmil , max.	12	Conductor cross-section, AWG/kcmil , min.	24
Conductor cross-section, flexible , min.	0.25 mm <sup>2</sup>	Conductor cross-section, rigid , max.	2.5 mm <sup>2</sup>
Conductor cross-section, rigid , min.	0.25 mm <sup>2</sup>	Connection system	PUSH IN
Number of terminals	2 (L,N)	Wire connection cross section, flexible (input), max.	2.5 mm <sup>2</sup>

**Connection data (output)**

Conductor cross-section, AWG/kcmil , max.	12	Conductor cross-section, AWG/kcmil , min.	24
Conductor cross-section, flexible , max.	2.5 mm <sup>2</sup>	Conductor cross-section, flexible , min.	0.25 mm <sup>2</sup>
Conductor cross-section, rigid , max.	2.5 mm <sup>2</sup>	Conductor cross-section, rigid , min.	0.25 mm <sup>2</sup>
Connection system	PUSH IN	Number of terminals	4 (++ / -)

**Signalling**

LED green	Operating voltage OK
-----------	----------------------

**Data sheet**

**INSTA  
PRO INSTA 96W 48V 2A**

**Weidmüller Interface GmbH & Co. KG**  
 Klingenbergstraße 26  
 D-32758 Detmold  
 Germany  
 Fon: +49 5231 14-0  
 Fax: +49 5231 14-292083  
 www.weidmueller.com

**Technical data**

**Approvals**

Institute (CSA)



Certificate No. (CSA)

70211209

**Classifications**

ETIM 6.0	EC002540	ETIM 7.0	EC002540
eClass 9.0	27-04-07-01	eClass 9.1	27-04-07-01
eClass 10.0	27-04-07-01		

**Approvals**

Approvals



ROHS

Conform

**Downloads**

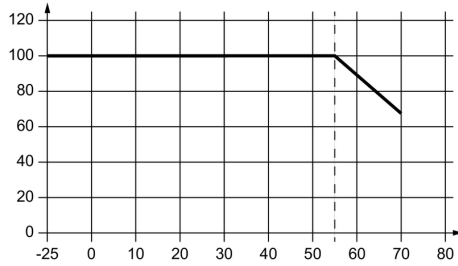
Approval/Certificate/Document of Conformity	<a href="#">Declaration of Conformity</a>
User Documentation	<a href="#">Operating instruction</a>

**Data sheet**

**INSTA  
PRO INSTA 96W 48V 2A**

**Weidmüller Interface GmbH & Co. KG**  
Klingenbergstraße 26  
D-32758 Detmold  
Germany  
Fon: +49 5231 14-0  
Fax: +49 5231 14-292083  
www.weidmueller.com

**Drawings**



Available from

 **BREWS**  
BREWSSUPPLY.COM